

Historic, archived document

Do not assume content reflects current scientific knowledge, policies, or practices.

62.37

ALLEN'S BOOK OF BERRIES


1930

The W.F. ALLEN & Co.
SALISBURY, M.D.


Chesapeake
*The Aristocrat
of Strawberries*



LIBRARY
RECEIVED
DEC 1930
Star
Agriculture



Beds of Chesapeake--the Best
Fancy Late Berry



Premier
best early



IF WE were able to drop in to see you some rainy day, or some evening when you were not busy, and could talk over with you our everyday problems of strawberry growing, varieties, plants, and exchange experiences, we would enjoy the visit and it would probably be mutually helpful.

We cannot do that, but we can say, "Best wishes for a happy and prosperous year during 1930." We cannot talk things over, but we do, in this little Berry Book give you the result of our own experience and that of many of our customers in growing strawberries. Variety descriptions, cultural methods, what profits to expect and information about plants and prices are some of the things discussed.

Frankly, this Berry Book is the salesman for Allen's True to Name strawberry plants. We have tried to send a salesman that would inspire the confidence we believe our plants deserve. Of course, if you need plants we would like to have your order, but we don't lead you to expect extraordinary profits to get it. In our variety descriptions, whether new ones or old, we have described them as we have found them, giving the weak points as well as the good. In telling about plants, we tell you **why** we believe it will pay you to use Allen's Plants.

We have tried to be conservative, so that you can depend on our statements as well as our plants. Read the letters from those who have depended on them. Then "figure up" what plants you need and send in your order early, won't you?

RECEIVED
 DEC 30 1929

Are You Really Gaining or Losing When You Try to Save Money by Using Your Own Plants?

You **gain** or **save** the actual cost of plants and transportation.

You **lose** in part or all of the following ways:

1. The **trouble** and **expense** of digging and cleaning your own plants, especially where you are inexperienced at this kind of work and the soil is heavy and hard.
2. The money you would receive for the **berries produced by the plants you dig**, including the second crop where they are kept over.
3. The invigorating effects that often come from a change of soil and climate. There is often a **very marked gain**.
4. The convenience of **having plants right at hand** when you want them.
5. The **other things** you might do in the rush of spring work during the time it takes to dig the plants.
6. The **beneficial results of early planting** are well known. You can take advantage of the first "open spell" (in the north) by **setting** Allen's plants instead of **digging** your own.
7. **Well cleaned plants**, with evenly bunched, straightened roots **make setting easier, quicker and better**.
8. **Allen's plants** are grown for **plants**, in a light sandy loam soil. Many of the best strawberry soils are heavy and plants dug there are short rooted and knotty, making them hard to set and less resistant to drought or mechanical disturbance. In many such cases Allen's plants are **better plants than your own** and will give you **better results**.

Index


	Pages		Pages
What Profit to Expect.....	4	Premier	20-21
Yields and Profits.....	5	Other Early Varieties.....	22
What a Small Strawberry Garden Will Mean.....	6	Medium Early Varieties.....	23
Full Count of Good Plants.....	7	Midseason Varieties.....	24-25
Cultural Directions.....	8-11	Chesapeake.....	26
The Proof of the Plants.....	12-13	Other Late Varieties.....	27-28
Plants That Grow.....	14-15	Very Late Varieties.....	29
Satisfied Customers.....	16	Everbearing Varieties.....	30-31
Best Varieties to Plant for Profit.....	17	Asparagus Roots.....	31
		Price List.....	34

"Blowing Your Own Horn"

It seems impossible to write any kind of catalog without "tootin' it up" considerably for the W. F. Allen Company and their plants. However, we have tried to stick to the "**plain truth**" both about the varieties offered, our own plants, and the results you can reasonably expect from them.

Moreover, it has seemed wise to let our own customers do the telling, as much as possible, about the quality of our plants and service, how the plants have grown, and the results obtained on their own farms. These letters are all unsolicited, and we appreciate them. We try our best and when we have done well, there is lots of satisfaction in receiving such letters as we have quoted. Won't you read these letters, and let them help convince you that Allen's plants are dependable.

Furthermore our plant beds this year are exceptionally vigorous and healthy. If any difference, we pledge you Allen's plants will average even better than heretofore. Order sheet enclosed.



The fruits of Allen's plants—Grow berries like these to increase your profits.

What Profit To Expect

GENERALLY speaking, we believe a profit of \$300 to \$600 per acre is a reasonable expectation from growing strawberries and there is always a possibility of a considerably larger profit when growing and marketing conditions are favorable.

We are quoting on page 5 from some of our customers who have made really large yields and profits. These records are above the average altho some of them have been made by beginners as you will note by reading them over.

There is nothing sensational about our recommendations as to how to grow strawberries. (Pages 8-11). They are ordinary common sense methods which any grower might easily work out for himself with a few years experience.

The following suggestions are offered to help in making your strawberry profits sure and large.

- a. Use some of your best land, and care.
- b. Select the fancy high yielding varieties. (Page 17).
- c. Get good dependable plants. (Pages 12-13).
- d. Grow as many as you can care for properly, but no more.
- e. If marketing locally, advertise a little.
- f. Don't forget that the motor truck puts all cities within 100 miles or so, in your market territory.
- g. Try the roadside market if on or near a well travelled highway.

For the careful, well-located grower, **Strawberries** are unexcelled as a **money crop**.

Yields and Profits

From Allen's True-To-Name Plants

About \$800.00 per Acre.

Butler Co., Pa., March 4, 1929.—Sometime ago I wrote and placed my order for 5,000 Premier strawberry plants. I had good results last season with the 4,000 plants I got from you folks in 1926. Sold \$523.00 worth at a cost of \$103.00.—JESSE H. WEAVER.

At the Rate of 18,000 Quarts per Acre—Good Work, Fellows.

Westmoreland Co., Pa., Jan. 29, 1929.—Please find enclosed my order for more of your excellent plants. I find some fine strawberry growing records in your catalog but I believe I can give you a better one than any of these. In the spring of 1927 my brother and I received 375 of your Premier strawberry plants apiece. This was in 4-H Club work which was sponsored by the New Kensington Kiwanis Club. This amount of berries was sufficient to plant 1-20th acre for each of us. This last summer, 1928, my brother harvested 849 quarts from his plot and I gathered 902 quarts from my plot. This would make an average of over 18,000 quarts for my plot per acre. My net profit from the sale of berries was about \$80.00 while my brother's was \$76.00. These figures that I give you are 4-H Club record figures and can be verified by our club leader or by Mr. William Treager, our county agent. It takes Westmoreland County and Allen's plants to produce strawberries.—ALONZO FREDERICK.

A Mark to Shoot At.

Venango County, Pa., Jan. 3, 1929.—Here is a mark for you to shoot at. Planted 500 Premier (your plants) May 10, 1928. Picked first berries June 25, 1928. Picked last quart July 21, 1928. Recorded 600 quart baskets (besides fifty quarts spoiled for want of picking) on nine square rods or one-eighteenth of an acre or at the rate of 10,800 quarts to the acre not counting the fifty quarts above referred to.—WILLIAM A. HASKELL.

640 Quarts from 500 Plants.

Gloucester Co., Va., Feb. 11, 1929.—In March, 1927, I bought of you 500 Premier plants and put them in a bed 25 ft. by 100 ft. Last spring I picked 640 quarts of the finest berries I ever saw.—T. J. JEFFERSON.

Hope You Have Even Better Success This Time.

Mecklenburg Co., N. C., Feb. 7, 1929.—Four years ago I got from you 12,000 plants and set them on four acres of ground. These were the best berries I have ever grown in sixteen years' experience. The second year they picked 600 crates and sold for \$3,500.00 I still have this four acres and they look better than they ever did. This is my reason for buying plants from you.—S. C. BRYAN.

12,000 Quarts on a Little Under One Acre. Some Yield!!

Mineral Co., W. Va., Aug. 19, 1929.—I harvested a patch of strawberries this season that seems to break the record here and has caused quite a bit of doubt. I bought the plants from you, all Premier. Had 51 rows 63 paces long, 4 ft. apart, and I figure a scant acre. Has 22 rows, 1 year old, 1st year to pick; 17 rows 2 years old second year to pick; 12 rows three years old, third year to pick. We picked 376 bushels and I figure we had 25 or 30 bushels to rot. I would like to know what is an average crop in your section.—J. M. STEWARD.

About 8,000 Quarts per Acre—First Experience.

Salem Co., N. J., Jan. 14, 1929.—Last year I bought of you 21,000 strawberry plants, but did not plant but about 19,500 of them myself. If you figure my production of 615 crates you will note that it amounts to one quart to each plant approximately. How is that for production, first experience?—J. E. CRAVER.

Frost-Proof—A Crop Every Year Increased Average Profits.

Butler Co., Pa., July 8, 1929.—I sure am satisfied with Premier. They seem to be frost-proof as we had ten frosts on the blossoms. Please let me know all about Mastodon berries. Would you advise me to plant them.—C. WREN LIKEN.

Right Varieties Necessary for Sure and Large Profits.

Huron Co., Ohio, Jan. 9, 1929.—I have been fruit-growing on a 77-acre fruit farm for the last 13 years. I have tried many varieties of strawberries but I couldn't find any strawberries that just suited me until I got Premier from you; so I discarded all other varieties but Premier. Premier is the best all-around strawberry that I have ever seen. Now if Chesapeake, Aroma and Big Late can equal Premier I sure will have some layout of berries that I can show anybody.—E. C. FOWLER.



Nice plants all ready for your garden.

What A Small Strawberry Garden Will Mean

A small plot of 200 to 500 plants, according to size of family, will assure you the following:

1. Plenty of luscious berries over a long season, right fresh off the vines.
2. All you want for table use, "sugared down," or otherwise.
3. Strawberry shortcake, strawberry ice-cream, cool drinks from strawberry juices—and other ways.
4. Plenty of berries to can and preserve for winter use.
5. Enough to share with your friends.
6. Ready Money from the Salable Surplus.
7. With the Everbearers, plenty for table use all through the late summer and fall.

Use the best varieties (page 17), and order plants now for your strawberry garden. You'll be surprised how little it takes for so much benefit and pleasure.

Wonderful for Home Use.

Albemarle Co., Va., March 29, 1929.—Your plants are wonderful. Several years ago I decided to put out 500 plants for home use. You should have seen that patch of berries. We picked 92 gallons and many were eaten in the patch and everybody said they were the largest berries they ever saw.—B. Y. SUTHERLAND.

Premier—A Fine Yield—Largest Berries.

Durham Co., N. C., June 15, 1929.—I am just writing to tell you how well pleased I am with the strawberries I bought from you a year ago this spring. I planted 150 Premier and this spring we picked 270 quarts and the wet weather caused us to have to throw away lots of them. They are the largest berries I ever saw. I shall order more from you next spring.—JAMES R. BYRD.

Berries Every Week Until Frost.

Monmouth Co., N. J., March 22, 1929.—I purchased from you last spring 1928, 150 plants of Champion Everbearing strawberry plants, and I picked about 6 quarts of berries a week up until the frost came here.—THOMAS A. HAYES.

The man who does a little more work than he is paid for is promoted.

The man who receives a FEW MORE good plants than he orders, orders again.

Fine Plants and Liberal Count.

Fayette Co., Pa., April 3, 1929.—Received plants in fine shape and have them in the ground. Thanking you for the fine plants and **liberal count**.—J. G. S. CHALFANT.

Promptness and Good Count.

Frederick Co., Va., April 7, 1929.—Just a line to let you know I received the plants in A-Number 1 condition. They had scarcely wilted at all. Thanking you for your promptness and also for the **good count**.—H. C. POOLE.

Appreciates the Extras.

Highland Co., Ohio, April 20, 1929.—Plants arrived O. K. on 19th inst. Appreciate the **extra fifty**. Got them out today in good shape.—L. NELSON.

Count All Right, With Overrun.


Somerset Co., Maine, May 17, 1929.—Plants came through all right and look fine. Just got them set out. Every body who saw them thought they were fine, said they never saw such roots before. **Count all right, with over-run**. Thanking you for same.—ALICK P. WELCH.

Thanks for Extra Plants.

Marshall Co., Ill., April 9, 1929.—I received the strawberry plants the 8th. I want to thank you for the **extra plants** you sent. They surely are the nicest strawberry plants I have purchased for a long time.—LAURA E. DWELBISS.

Thanks for Generous Count.

Monongalia Co., W. Va., April 5, 1929.—I received the strawberry plants in good condition. They are all set out and are today being treated to a fine rain. Thanks for the **generous count**.—H. L. McLAUGHLIN.



Good, true-to-name plants packed to reach you ready to grow.

Cultural Directions

Selecting and Preparing the Land. No one should hesitate to set strawberry plants on account of climate or soil. They are grown successfully in semi-tropical Florida and as far north as Canada and Alaska.

They are grown successfully on light sandy types of soil and on heavy clay soil, altho, like most other crops, they respond very quickly to fertile, well drained soils that are full of humus and retentive of moisture.

If your neighbors or others in your locality can grow strawberries, you can, too. But even if no one in your section does grow them, that is no reason why you should not attempt it. It may even be an added reason why you should, because it might leave a better market for your crop or surplus over what you need for home use.

In selecting a soil, keep in mind that any good garden soil will produce strawberries successfully. If planting a larger acreage, it is well to select a field that has been planted to some hoed crop such as potatoes, beans, cabbage, where the growth of grass and weeds has been kept down and not allowed to go to seed.

It is also well to remember that one of the most essential requirements for strawberries at fruiting time is plenty of moisture. Any soil that has had good crops of cowpeas, clover, rye, or any other cover crop turned under will be full of humus and therefore more retentive of moisture, as well as looser and more easily worked in the case of heavier soils.

Sod land should be avoided if possible as the white grubs winter over in such land and cut off the young plants soon after they are set the following spring. If you have no other land available, plow the land in the fall, harrowing it during the winter and early spring as often as you can, and many of the grubs will be killed out.

The land selected should be plowed in early spring. If the field has been selected the preceding fall and rye planted, a heavy sod of rye plowed under in early spring will help, altho, of course, it is not necessary. After the ground is plowed in the spring it should be harrowed thoroughly. If stable manure is to be used (see manure and fertilizer below) we like it best spread broadcast on the land just after it is plowed. Then the land, either with or without the manure, should be disced thoroughly, and, if necessary, dragged to level it up so that a nice, soft, even planting bed is available.

Our **ideal** one year's preparation for a given piece of land for strawberries would be to broadcast the land as heavily as possible for the preceding crop. In this section, that crop would be sweet potatoes, because they are usually kept free of weeds and grass, and when dug there is a very helpful quantity of leaves and vines left in the ground. If dug early, there is also opportunity to plant rye and have a good sod to turn under in spring. The special point we want to make here is that the residual effect of stable manure (especially if quite coarse) applied to previous crop has given us just as good (perhaps better) results as when applied same year plants are set.

Another point. If you want to plant strawberries and have no field following a hoed crop available, plow down grass and weeds **before** they go to seed and while they are still **green**. **Green** weeds and grass plowed under are valuable in adding humus and retaining moisture, but dried out growth is of little benefit. If this kind of land is used, though, watch the hoeing closely the following summer.

Setting the Plants. Where commercial fertilizer is to be used under the plants (see p. 10) rows should be run out 3 or 4 inches deep with a one-horse plow, the fertilizer drilled into these rows and thoroughly worked in. Then the soil should be thrown back into these furrows and again leveled off. Where considerable acreages are planted, a horse drawn transplanter such as is used for sweet potatoes, tomatoes, tobacco, etc., is often used. To do a good job this way, however, requires skill and experience, if the crowns of the plants are to be left at the proper level with the roots extending straight into the ground and not set on a slant oftentimes near the surface of ground. A spade, trowel or dibble are the tools most often used in setting the plants. Where one of these is used, they are set down the prepared row with the roots of the plants spread out as much as possible and the bud of the plant just at the surface of the ground. It is also important to press the ground firmly against the roots and to see that enough dirt is filled in near the crown of the plant so that the top of the roots will not be left exposed. Where the fertilizer is not put under the plants, the rows can merely be laid off with a marker and the plants set by any of the methods suggested down the marked row instead of down the fertilized row.

Clipping the roots is not necessary nor helpful if you can get the roots of the plants in the soil without being doubled up. It is better, however, to clip the roots somewhat than to have them doubled up in the ground. Where a horse-drawn transplanter is used, it is probably better to clip the roots any way to expedite handling the plants, unless they are very small.

TIME TO SET PLANTS

Early Spring is the logical, natural, most successful and satisfactory time to set Strawberry plants. So don't neglect setting some plants this Spring thinking you can make it up by early Fall planting. It can't be done.

How early? Just as soon as weather permits getting ground ready. In the South, February and March and early April. In the Middle States, March and April. In the Northern States, April.

Be sure to order early enough so that plants can be right at hand as soon as your ground is ready. Early setting pays big—the plants start quicker, grow better and make better beds than plants set late.

When a plant grower in the latitude of New York or Massachusetts can dig plants, berry growers in those sections should be setting their plants. This is a big advantage we can give growers in those latitudes. We can dig and ship plants earlier and have them right at hand for early planting.

Cultivation and Training. The plants should be cultivated and hoed soon after they have started growth after being set out. It is important at the first hoeing to uncover the buds of any plants which might have been planted too deep. If this is not done very early, these plants will not recover in time to amount to anything, even though they might live along all summer. Cultivate often enough to keep the surface of the ground from becoming crusted and to keep down the grass and weeds.

We believe in the well-spaced matted row system of training strawberries, and with this system the first runners from the plants should be encouraged to take root, forming from 10 to 20 or even more young plants from each plant set, paying some attention as the hoeing is done to see that the

plants do not become crowded too thickly on the bed. If the plants can be spaced in training them so that each plant is a few inches from any other plant, but with a well filled-in row 15 to 18 inches wide, you will have a very favorable condition for getting large crops of fancy berries. Of course, a wider bed is O.K. where the rows themselves are set 4 feet or more apart, and a narrower bed might be more desirable where the rows were only 3½ feet apart. But in any case, make sure of your fruiting bed by letting the first runners root, cutting off surplus late runners, if desirable.

If you desire to use the hill system, the plants should be set considerably closer together and all the runners kept off. We feel that the hill system, if used at all, should be only in cases where the ground is very limited or perhaps with the Everbearing varieties.

Manure and Fertilizer. Barnyard manure spread broadcast on the land after it is plowed and thoroughly disced in is the best thing you can do to add fertility to the land and to get a better growth of strawberry plants and fruit. However, this is not necessary. Green manure crops and fertilizer will give very good results. We have had some remarkable results in plant growth from using a mixture composed of 1,500 pounds dissolved bone and 500 pounds of acid phosphate. The analysis of this mixture is about 3-10-0. Use about 500 or 600 pounds of this per acre in the drill before the plants are set, or alongside of the plants, and thoroughly work in with hoe or cultivator soon after setting the plants. Where applied in the drill, it should be worked in thoroughly, going, at least, twice to each row with a horse and cultivator to mix it in. If applied broadcast, 1,000 pounds per acre of this mixture thoroughly harrowed in before the plants are set can be used to advantage. Not more than 500 or 600 pounds of this mixture should be used per acre in the drill. We have seen 1,000 pounds per acre used in the drill with the result that a great many of the plants were killed by the fertilizer.

As a top dressing to be used in late summer, or in early spring before growth starts, we have seen 4-8-4 and 7-6-5 fertilizer give excellent results.

In every dry season on very light soil, we have seen fertilizer applied in early spring cut down the yield by producing a heavy growth of foliage which sucked out the scanty supply of moisture. Moist soil, full of humus or naturally springy, would have made the fertilizer application a paying investment even that year.

Nitrogen and phosphorus seem to be the most necessary elements for plant and fruit growth, but potash probably helps with the coloring of the berries and their shipping qualities.

Except in very acid soil, lime should not be used for strawberries. An excess of lime in the soil is likely to have a very detrimental effect on the growth of the plants.

Perfect and Imperfect Varieties. Perfect flowering varieties planted alone will mature a crop of perfect fruit. Imperfect flowering varieties, should have perfect varieties planted with them, at least one row for every five or six. When two varieties are used in equal amounts, they are often alternated three or four rows of each. In our price-list, perfect flowering varieties are followed by "per" and imperfect varieties by "imp."

Mulching. A mulch is applied for one or all of three reasons: First, to protect the plants from freezing and thawing of the soil in winter; second, to keep the soil cool and moist during the season when fruit is being

produced; third, to keep berries from being spattered with dirt by rain during fruiting season.

The mulch should be applied in the fall. In the spring when plants begin to start, this is raked to the center of the rows and there serves the purpose of retarding the growth of weeds and grass, keeping the ground loose and moist and the fruit clean. Use marsh grass, rye straw, wheat straw or similar material. Coarse manure can be used but any heavy lumps must be beaten up or they will smother the plants in the spring.

Distance to Plant. We recommend setting the plants in rows $3\frac{1}{2}$ to 4 feet apart, or even as much as $4\frac{1}{2}$ feet, if the soil is very fertile. The plants should be set 15 to 24 inches apart in the row, depending on the varieties set, the width of the rows themselves and the fertility of the land. Free growing varieties like Dunlap, Missionary, Paul Jones, Klondyke and Aroma which make large numbers of plants should be set farther apart than varieties like Chesapeake, Cooper, New York and others that make larger plants, but not so many of them. When set in rows 3 feet 8 inches apart and spaced 18 to 20 inches apart in the row, it requires about 8,000 plants per acre.

Finds Premier Better Than Dunlap. We Think So Too.

Hamilton Co., Ohio, Jan. 1, 1929.—As to the plants I received last spring, they were the best I have had for a long time. They were Premier. I have been growing the Dunlap for many years and I saw my neighbor grow the Premier crop last year so I have decided to grow them after the crop he got last year, but you must keep them very thin on the ground to get good results, so I am sending you an order this year for new plants again. The patch I have for this coming spring is the Premier. Best I have had for years. Looks good.—JOSEPH WELLMAN.

Fine Results From Allen's Plants Attract Neighbors

Clark Co., Ohio, April 22, 1929. Sometime ago I handed the catalog you sent me to a neighbor and today along came another neighbor who wanted me to order him some plants, so that is the reason I did not have the printed order blank to use. We have a fine prospect for a strawberry crop from the plants ordered from you last year. Have always been well pleased with plants in former years.—W. E. NEER.



A well grown field of Wm. Belt plants for our customers this year.



Well grown plants of dependable quality—for digging this spring.

The Proof of the Plants

Growth, Production, Profit

Above is one of our fields of vigorous, well rooted, true-to-name plants. They are the equal of any plants you will find anywhere, and greatly superior to many fields of plants less well grown and less vigorous. However, we realize that other growers may have fields of plants just as good, if in the same kind of soil, and equally vigorous.

The plants of **greatest value** to you are those which give **best results**. We are going to tell you below why we honestly believe Allen's Plants will be of greatest value to you, regardless of the price you pay.

In the first place, they are obviously superior to plants from fields that are not vigorous and healthy as shown in the picture above.

But, given a vigorous lot of plants in the field, they must be grown in the lighter sandy loam types of soil to give you the wonderful development of fibrous roots which our plants have. With plants grown on heavier soils, the roots cannot penetrate the earth and make the root system they do here, but even if they could, the plants would not be removed without breaking off many of the fibrous roots. Any growers who have tried to dig plants from hard clay soil will know right off just what we are getting at. Allen's plants for fine roots.

Even if two fields of plants are equally vigorous, on the same kind of soil, **greater value** can be added or maintained by the way they are handled.

1. Plants that are true-to-name should be kept that way and not mixed by careless handling.

2. Plants should be kept fresh and moist while digging and handling—and not allow sun and wind to make them dry and withered.

3. They should be well cleaned and bunched evenly. Dead and decaying leaves tend to prevent plants from reaching you in good condition. And

January 1, 1930

IT'S A FACT

WORTH MONEY TO YOU

Our plants this season, as evidenced by those dug for early orders, are outstanding in quality. Crowns, strong and healthy. Roots, vigorous, plentiful and well developed. You will surely get your money's worth with Allen's Plants this year.

FURTHERMORE

Our supply of Mastodon and Champion is so much larger (as well as better) than we had figured at the time our catalog went to press that we are going to pass the good news on to you in much reduced prices on the varieties.

YOU MAY ORDER

Fine Mastodon plants @ \$10.00 per 1,000 Champion or Progressive @ \$7.00 per 1,000. These prices supersede those on page 34 of this catalog. For smaller quantities see bottom page 34, using \$10.00 per 1,000 column for Mastodon and \$7.00 per 1,000 column for Champion.

You've never bought Good Mastodon Plants for this money before, **But Do It Now.**

The W. F. Allen Co., Salisbury, Md.

THE A 271

THE A 271

THE A 271

THE A 271

THE A 271

THE A 271

THE A 271

THE A 271

well cleaned plants, bunched evenly, with roots straightened, make setting easier, quicker and better.

4. Plants should be selected and any weak, poorly rooted ones discarded. There should be full count of good plants.

5. Proper packing—with roots in layers of moist sphagnum moss and the tops to the outside of the crate, with bunches firm enough to prevent shaking around but not tight enough to cause heating. Plants should be packed to reach you in good growing condition—fresh and moist—but not rotten nor dried up.

6. Plants to be of greatest value should reach you when you want them and not after your best planting season has passed. Prompt shipment from freshly dug plants.

A falling down in any one of these things would detract from the value of the plants and an assurance that they are done properly maintains to the utmost their capacity for getting results.

It is on the dependable quality of our plants for producing results that we base our request for your orders.

Allen's Dependable Plants for Good Results

Fine Plants—Carefully Handled—Easily Started

Page Co., Va., April 12, 1929.—Wish to thank you for the plants received from you recently. They arrived in fine condition. I find Allen's Plants True-to-Name and easy to get started as they have fine roots and are carefully handled.—B. B. BAUSERMAN.

No Mistake in Using Allen's Well-cleaned Plants

Hamilton Co., Ohio, Feb. 13, 1929.—I made a mistake last year by buying plants from someone else. His plants were dirty old leaves, old runners and what not. Hope your plants are as clean as in 1927. From now on I will get my plants from Allen's and not from pretty pictures. Enclosed find order for 1,000 Premier and 2,500 Orem.—OSCAR DEISS.

Dozen Different Nurseries—Allen's Plants Beat Them All

Richland Co., Ohio, April 5, 1929.—Enclosed find money order for plants. Please rush them on through. I have bought plants from a dozen different nurseries, but your plants beat them all.—J. E. FRALICK.

Convinced by Actual Trial—Allen's Plants Best

Cayuga Co., N. Y., April 29, 1929.—Enclosed herewith our order for this season and am placing our order with my old standby, the W. F. Allen Co., as we have for a number of years. Last year I tried another plant company with the thought that it might be an advantage due to climatic conditions, also an order with you at the same time. Other company well spoken of and considered a good concern, but my experience of setting side by side has convinced me and am giving you my full order this spring. Am sorry I am so late on placing order this year, but have had very backward, wet season here and have been uncertain what to do, but am placing this small order this season and contemplate going in heavier next year. I consider from past experience with you that I can place confidence in you for care and attention to all orders placed.—JAMES KERNS.

Freshest, Nicest, Thriftiest Plants.

Delaware Co., N. Y., April 27, 1929.—We received those strawberry plants about a week ago. They were the freshest, nicest, thriftiest looking plants we have ever received from any house, and we thank you.—S. E. WOOD.

Appreciates Good Service.

Clark Co., Ohio, April 3, 1929.—Enclosed you will find amount due for plants received. I must say it is a pleasure to me that I can deal with a company like the W. F. Allen Co. I certainly appreciate your service and sincere consideration.—GEORGE WASHWAY.

Perfect Satisfaction—Every Plant Lives.

Chenango Co., N. Y., April 23, 1929.—After having used your plants for three years I find that they give perfect satisfaction. Every plant lives. We find that other berry growers who do not order from your company do not have these satisfactory results. I regret that my order did not get in before but am trusting that you will have the plants I have ordered.—FRED CHESEBRO.

Plants That Grow

To be satisfactory and profitable plants must grow. A poor stand or a poor growth will quickly cut down or wipe out your profits. ALLEN'S PLANTS do grow. These folks have tried them. Read what they say:

All Lived and Doing Well.

Philadelphia Co., Pa., March 5, 1929.—Will you please send me by March 20th, 300 of your good strong Mastodon strawberry plants for which I enclose my check for \$5.10. The plants I got from you last May when I was at Salisbury all lived and are doing well. Compliments of the year to you.—JAMES CHESTON, JR.

Beautiful, Strong, Healthy Plants. How They Grew!

Schuylkill Co., Pa., April 6, 1929.—Just a few lines to let you know that I would like my strawberry plants that I ordered to be sent to me at once. I had plants from you before and when I received them they were beautiful, strong and healthy plants and I was surely surprised to see how they grew and the kind of big beautiful red berries they yielded. Next year I will order plants from you again as you treat your customers fair and square.—MR. JOHN PAULIN.

Chesapeake Coming Along Nicely.

Berks Co., Pa., June 1, 1929.—You will find enclosed herein my check for \$72.00 to cover bill for those Chesapeake berry plants. Please accept my sincere thanks for your favor. Those plants are coming along nicely!—PIERCE SCHONOUR.

Made A Fine Growth.

Armstrong Co., Pa., March 12, 1929.—Last spring we ordered 2,000 strawberry plants from you. Did not get them planted until the 15th of May but they made a fine growth. They are nearly matted across the row.—CHARLES BIER.

Nearly Every Plant Grew—A Fine Half-Acre.

Columbia Co., Pa., March 16, 1929.—The strawberry plants I received from you last spring have surely done fine, nearly every plant grew. I live along the State road and I have had remarks that it was as fine a half acre as could be grown. I want to thank you for your good plants and your prompt service.—FRANK LEE.

5,000 Plants—Not Over 12 Lost (and He Had 400 extra)

Washington Co., Ohio, Jan. 23, 1929.—The plants which I bought of you over a year ago certainly are fine. Out of the 5,000 do not believe I lost over one dozen plants. Have the promise of a big crop of berries next summer.—PERLEY H. WAGNER.

Did Fine Last Year.

Fayette Co., Ohio, March 1, 1929.—Enclosed you will find check and order for plants. The plants that I got from you last year surely did fine. Thank you for same.—EMMET FORTISE.

Growing Fine and Thanks for Extra Plants.

Ulster Co., N. Y., May 28, 1929.—Received my strawberry plants in fine shape, also the asparagus roots. The strawberry plants are growing fine and thank you for the extra plants.—MRS. BEVERE SHEELEY.

Well Pleased. Plants Have Grown Rapidly.

Naussau Co., Aug. 12, 1929.—On receiving your spring shipment of strawberry plants (12,000), and setting them out last April I take great pleasure in telling you of their fineness. They have grown very rapidly and I am more than pleased with same.—PERCY P. PEACE.

Plants Fine, As They Always Are.

Baltimore Co., Md., July 18, 1929.—I enclose check for \$109.00 for plants. Last spring I bought from you 12,000 Premier, 18,000 Big Joe, 7,000 Chesapeake. The plants were fine as they always are, and I have a very good stand although it has been very dry up here and we need rain badly now, but they are beginning to put out runners.—H. STRETT BALDWIN.

Every Plant Grew.

Garrett Co., Md., Jan. 29, 1929.—The strawberry plants I got from you last spring did fine. I think every one grew.—W. H. EDGAR.

Every One Has Lived.

Cullman Co., Ala., March 27, 1929.—The plants you shipped me are surely fine. I put them out next day and every one has lived.—LELDON A. SINGLETON.

Every Plant Growing, Including 10% Overcount.

Guilford Co., N. C., March 26, 1929.—Just a few lines to say that the shipment of strawberry plants ordered to be delivered on the 19th of March came through promptly, one day ahead. I am pleased to say that they arrived in perfect condition with about ten per cent overcount for which I am especially grateful as it just took the overcount to make the plants come out even with the ground I had prepared. Only found one plant in 1,000 ordered that I thought would not grow. Had a good rain two days after planting and now, one week later, so far as I can see every plant is growing. Thanking you for your promptness in filling my order.—D. H. STEWART.

Plants All Lived—Finest Patch.

Fayette Co., Ky., Jan. 19, 1929.—Last year I bought 800 strawberry plants from you and I want to say that they all lived and I have one of the finest patches I have seen anywhere and am looking forward to a splendid crop.—J. H. BURRIER.

All Growing Fine.

Iroquois Co., Ill., May 8, 1929.—Received the strawberry plants. They surely are nice plants. Many thanks for your kind service. They are all growing fine.—EMMA MARTIN.

Good Shape as Usual.

McKean Co., Pa., April 18, 1929.—Received the shipment of plants in good shape as usual and have them nearly all heeled in (see picture). Winter is still raging and therefore I am taking especially good care to do the job right.—RICHARD E. KLINGER.

8,000 Plants—All Growing and Looking Fine.

Oswego Co., N. Y., June 1, 1929.—The eight thousand plants ordered this spring arrived in excellent condition. On account of the weather being so very wet previous to and after their receipt it was necessary to trench them in (see picture) for over two weeks before setting them out, but they are all growing and looking fine now. I am very well pleased with them.—H. C. FOXTON.



Bedding or trenching in plants when impossible to set right away.

Excellent Growth


York Co., Penna., Feb. 25, 1929.—The strawberry plants I received of you last spring made an excellent growth.—MARK T. STOVER.

Started Growing Nicely

Appomattox Co., Va., April 9, 1929.—Received my strawberry plants in excellent condition. I thank you so much for them. They have started growing very nicely.—
MRS. J. S. COLE.

First Lot Growing. Wants More.

Knox Co., Ind., April 23, 1929. Find enclosed another order for strawberry plants. The ones you sent on April 13th are growing and thank you for your promptness. Hope you can send this order just as promptly.—MRS. LYDIA HAMKE.



Lupton, a fancy and profitable late shipping berry.

Satisfied Customers

Order Year After Year, and Tell Their Friends

Allen's Plants for 20 Years.

Armstrong Co., Pa., March 30, 1929.—I have purchased plants from you for twenty years at different times and have made a success for your plants were good and True-to-Name. I have been in the strawberry business for twenty-five years. Now my children are in all parts of the United States doing for themselves. My wife died this summer and my home was broken up and I live with a daughter. She had six boys and I am starting them to raise berries to keep them out of mischief. I am now 87 years old and will have to quit work and teach the boys. You see that I stick to the old and tried varieties. I know I will get good plants.—J. C. TENNEY.

They Are the Best.

Monroe Co., Pa., May 7, 1929.—Have used your plants for the past seven years and they are the best. Thanks for your prompt shipment. Better plants cannot be bought.—NORMAN F. RAKE.

Fine and Full Count for 20 Years

Hamilton Co., Ohio, April 15, 1929.—Received my berry plants today and they are just like they have been for twenty years. Just fine and full count.—J. T. ALFING.

Knows from Experience Where to Get Live Plants.

Olmstead Co., Minn., Jan. 28, 1929.—I am ordering these plants from you because I want live plants and I know I will get them. I have had experience before.—L. T. GATES.

Allen's Plants Sure Are Beauties.

Belmont Co., Ohio, April 22, 1929.—Enclosed find \$1.19 for which send me 100 Wm. Belt strawberry plants by parcel post. Just set out 1,000 of your plants last week. They sure are beauties. Had them sent to my son.—MRS. E. A. RELINE.

Thanks, We'll Treat Them Right.

Franklin Co., Ohio, May 1, 1929.—In regards to the shipment of berry plants will say they arrived in fine shape. It is a satisfaction to do business with your firm when one considers reliability, promptness and quality. Am recommending the W. F. Allen Company to my neighbors.—GEORGE R. KRUMM.

Best Varieties to Plant for Profit

YOUR success in growing Strawberries will depend very largely on the varieties you select. You will find the variety descriptions in this Berry Book accurate and dependable. Some of the varieties we have given high praise. You will find it well merited. Other varieties which are good in many ways, but have some weaknesses, you will find described just as we have found them with their weaknesses mentioned. Our list of around 30 varieties has been selected from several hundred commercial varieties grown, and all our varieties are good. But we feel that there are several outstanding varieties that we can recommend so strongly that you need have no hesitation in making your selection.

For the man who wants great quantities of large, fancy berries of fine appearance and quality for home market or nearby shipment, we unhesitatingly recommend PREMIER for Early, BIG JOE for Mid-Season, and CHESAPEAKE, WM. BELT, or BIG LATE for Late. Read what we say of these varieties and get your order in early. You cannot go wrong with any of them.

Other varieties of proven worth, favorably known and grown by many good strawberry growers, are **Gibson, Sample, Haverland, Lupton, Gandy, Sen, Dunlap, Cooper.**

We are offering this season several new varieties. **Beauty, and Fruitland** seem to be the most promising of these.

Klondyke, Missionary and Aroma are the great southern, long distance shipping berries. **Aroma** is a fine late variety, north or south.

Champion and Mastodon are the best Everbearers—**Champion** for the home, and **Mastodon** commercially.

A Wonder Stand.

York Co., Pa., April 3, 1929.—Last spring I purchased from you six different varieties of strawberry plants as follows: Premier, Big Joe, Chesapeake, Wm. Belt and Everbearing Champion and Mastodon. Wish you could see my patches. I have given them good attention and surely do have a wonder stand. The past years I have grown Premier and Wm. Belt very successfully, the others it will be my first tryout this year.—**JOHN M. RUDISELL.**

Big Joe Finest They Ever Saw.


Dawson Co., Neb., March 12, 1929.—Will say that I received some Big Joe strawberry plants from you folks several years ago and we thought they were the finest we ever saw. Hope these Everbearing will be like that too.—**AMOS KAUFFMAN.**

When Needing Plants, Will Rely On Allen's.

Windham Co., Conn., May 7, 1929.—I received the 400 Aroma and 400 Mastodon plants April 29th all O. K. You have certainly satisfied my mind very much with the nice plants as I regard you as a reliable house on strawberry plants. When I am in the market for plants I shall rely on you. Also will recommend your house as I have in the past a number of times when my name was not used. I would like to extend my hand in a handshake, but since I cannot I wish to thank you very much.—**BYRON H. BILLINGLY.**

Never Saw Anything to Equal Allen's Mastodon.

Oswego Co., N. Y., Nov. 12, 1929.—The 6,000 plants purchased of you last spring have done finely and are looking nice. Never saw anything equal your Mastodons. They are covered now with blossoms and green berries and we have picked off thousands of fruit stems since they were set out so they would make more new plants. Will certainly want more of these, together with other varieties in the spring.—**H. C. FOXTON.**



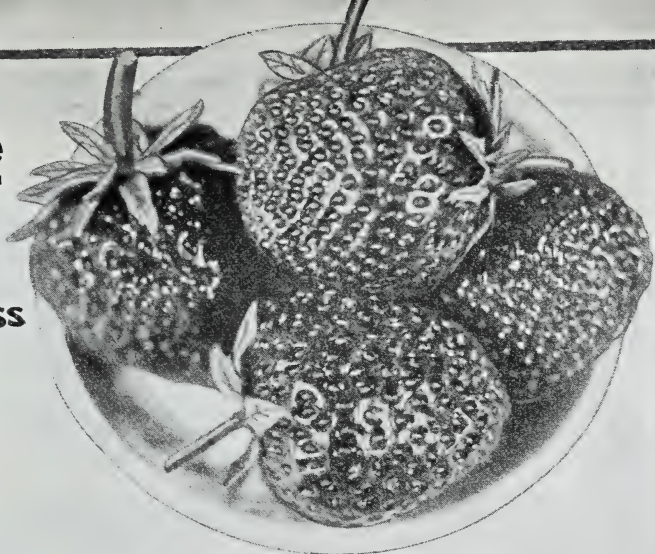
B

PI



Champion
EVERBEARING

Late
ADS IN
ALITY,
AUTY,
UCTIVENESS



Fruitland
(MUCH REDUCED)
PROMISING NEW VARIETIES
Beauty





Big Late

LEADS IN
QUALITY,
BEAUTY,
PRODUCTIVENESS



Fruitland

(MUCH REDUCED)
PROMISING NEW VARIETIES

Beauty



Champion
EVERBEARING

Early Varieties

PREMIER (Howard 17)

Premier is still the real money maker among the early varieties of strawberries. It has given more general satisfaction than any other variety ever introduced. For the home garden, for local market or for shipping moderate distances it outclasses them all. For long distance shipping Premier does not seem to be quite as popular as some of the smaller, firmer varieties, but for heavier production of large, high quality, fine appearing berries Premier has no equal. We are listing some facts about Premier and its growth, with which we feel that every berry grower should be acquainted.

1. **Soil.** Premier responds wonderfully to good soil and good care but it will do better than other varieties on poor soil and with indifferent care. Note the letters on page 5, the wide variety of soil and climatic conditions in which Premier has more than made good.

2. **Productiveness.** The plants are immensely productive, ripening early and bearing through a long season. No variety yields more quarts per acre. This is especially important where land is limited and the maximum quantity of fancy berries is desired.

3. **Growth.** Premier makes an abundant plant growth for a good fruiting bed, making a plentiful number of nice strong plants rather than great numbers of small, weak ones which require extra labor in thinning and hoeing, although on very rich soil it is sometimes necessary to keep the plants thinned somewhat.

4. **Appearance.** The berries are beautiful in appearance, having uniform shape and a glossy, rich, red color, extending clear through the berry.


5. **Attractiveness.** The berries have a bright green cap which stays green to the end of the season even in dry weather. This is not oversize, but just right to add the proper touch of beauty to the fruit. This added attractiveness makes for a larger selling price.

6. **Quality.** The berries are delicious in quality, equaled only by the very best ones like Chesapeake, William Belt and Big Late.

7. **Firmness.** Premier berries are firm enough to stand shipment considerable distances and arrive in good condition. Most of the local Premier however are shipped on trucks running from one to three hundred miles. It is probably true that where berries must be shipped in iced cars for two, three, four days, or even longer, some of the smaller, more solid berries would carry better. In wet seasons it is best to keep Premier picked up closely but if growers get behind with their picking of Premier occasionally in wet seasons most of them seem to remember that they can lose quite a few from over-ripeness or even rotting and still pick from two or three times as many good berries as they can from Klondyke and some of the other "shipping" berries.

8. **Picking.** Premier is a fancy early berry which makes it easier for commercial growers to get pickers the first of season and keep them for late varieties, than if there were less desirable early berries, or none at all.

9. **Frost-Proof.** Premier and Chesapeake seem to be the nearest frost-proof of any varieties grown. Premier because of its very hardiness and persistent blooming and Chesapeake because of the fact that it blooms very late, usually after the frost period is over. Note on page 21 one of our customers reports that his Premier withstood ten frosts in the spring and still came through with a good crop. Generally speaking, you are practically sure of a good crop of fruit regardless of late frosts. In many sections where formerly early berries were not profitable because of late frosts they are now growing Premier for early and finding it even more profitable than their later varieties.



Premier, the money-making king of all.

10. **Size.** Premier berries average large in size and hold their size well throughout the long bearing season, being much better in this respect than any variety we grow which approaches Premier in productiveness. Chesapeake yields a medium crop and sizes up practically all of them. Premier yields a tremendously heavy crop and sizes up a very large percentage, but will run down somewhat, especially toward the end of a very dry season.

11. **Healthy Foliage.** For any variety to produce a big crop of berries healthy foliage is essential. Premier and Chesapeake have the healthiest foliage of any two varieties we are growing, and this, we believe, is largely responsible for their outstanding success as profit makers. Premier will, of course, have more vigorous, greener foliage on rich, well fertilized land, but even on poor land or wet land, Premier practically never has the leaf spot or rust, which is so destructive to many other varieties under similar conditions.

12. **Profit.** If you are going to raise strawberries at all you cannot afford to leave out Premier. If you can make any profit at all from most other varieties you should be able to make good profit with Premier. Read the letters on page 5. Price-list, page 34.

HOWARD 17 (Premier)

This variety is identical with Premier. We said so quite a number of years ago, but now all growers of any standing recognize the fact. There also seems to be little doubt that this variety was originated by Mr. Howard in New England, but that he did not keep all of the plants under his control in the first years of the variety. Consequently, it has been introduced both as Premier and Howard 17. Most New England growers and many growers in other sections feel that in justice to Mr. Howard it should still retain his name. However, under whatever name the variety is bought or sold, it is the best early berry in the world. For full description, see under Premier, pages 20-21. Price-list, page 34.

RED GOLD. First introduced by the Gardner Nursery Company of Iowa, and very highly recommended by them. Entirely different from variety of same name by Michigan grower which we offered two or three years ago, and which has since been withdrawn under that name. The introducers say this variety we now have is the most profitable berry they have ever grown, being a prolific plant maker, large in size and a bright, shining, red color. They state that a berry of this variety measured eight and one-half inches around. Seems to be worthy of trial. We have a limited quantity of nice plants for our customers this spring. Price-list, page 34.

SUCCESS. A very early home garden variety. It makes lots of plants that have a vigorous, healthy foliage. Plants are very productive of large, fine-looking high quality berries. They are fine for home use but not firm enough for shipping. We are growing this variety again because of the call we have from those who know and like it. Price-list, page 34.

Allen's Plants Best—Plants, Bed, Berries, Crop.

Middlesex Co., Mass., Feb. 2, 1929.—Am enclosing check and order for plants. I wish to say that the plants we bought of you about three years ago were the best plants, bore the best berries, and gave us the best crop and best bed we ever had. And we have been trying almost every year for over forty years. (Since 1884).—MRS. M. L. WOODWARD.

Healthy Looking Plants in Best of Condition.

New Castle Co., Del., April 15, 1929.—Inclosed you will find my check for my strawberry plants. I received them in the best of condition and they were very healthy looking plants. You deserve congratulations upon your plants and your prompt shipping on the date I asked you. The next day I had them planted.—JOSEPH H. GRANDHOMME.

Does It Pay to Bother With Runners.

Monroe Co., Pa., April 2, 1929.—The plants came along all right and are in their places. Just a bit of information. Does it really pay, considering your low prices for plants, to bother with runners? In the south a neighbor keeps all runners cut off replanting after the good season with new stock. No doubt the matted system would have given him more berries but not such "good lookers." Company eats ours all up in which display counts. Much loss?—HAMET BROWN.

Allen's Plants Praiseworthy.

Hamilton Co., Ohio, April 9, 1929.—We received our berry plants April 5th and wish to add our praise of the quality of the plants to the praise of your other customers. Also wish to thank you for the extra plants.—EDWARD J. HENRY.

Nicest and Largest Plants Ever.

Hancock Co., Maine, May 1, 1929.—I received the berry plants on April 28th, O. K., and think they are the nicest and largest plants I have ever seen. When I want any more plants I will send in another order.—DENNIS E. GRAY.

Best in the Country.

Providence Co., R. I., May 10, 1929.—Inclosed is my order for 300 strawberry plants and money order for same. My gardner has recommended your plants to me as the best in the country.—FRANK E. TINGLEY.

Patch from Allen's Plants Beautiful to Look At.

New Castle Co., Del.—I am sending you some pictures of my strawberry patch taken November 6, 1928. It surely is a beautiful patch to look at. Hope to deal with you again when I need plants.—WILLARD E. TRUITT.

Medium Early Varieties

COOPER. The plant growth of Cooper is very vigorous, making a moderate number of large, strong plants rather than tremendous numbers of smaller ones, although on very rich land when the weather is favorable, they will get a little too thick if not kept thinned. Under favorable conditions, Cooper is the largest good early berry that we have. It will average even larger than Premier, is very fine in quality and handsome in appearance. It is excellent for local market or nearby shipment, but not for shipping long distances. Cooper's main value, we believe, will be to growers who have a good local market and want a berry somewhat larger than Premier, otherwise we cannot see why it should replace Premier for main crop berry of this season. When planting Cooper, avoid land that is very wet. Our plants of this variety are large, strong and well rooted. Well worth trying if you have a good local, or nearby berry market. Price-list, page 34.

DR. BURRILL (Sen. Dunlap). This variety is either identical with Senator Dunlap or so near like it that there is absolutely no reason for growing them as separate varieties. In some berry catalogues you will find the two varieties described and listed separately, but the only actual difference is that if bought as Dr. Burrill you pay a dollar or two more per thousand for the plants. For full description, see Senator Dunlap, on this page.

KLONDYKE. Is the leading market berry in many sections of the South. Klondyke with Missionary, early, and Aroma, late, are probably the three most generally grown berries in the South, although Premier is gradually becoming a favorite as far south as North Carolina and Tennessee. Klondyke berries ripen evenly all over, are round in shape and are very solid so that they will stand shipment long distances and get into market in almost perfect condition. The flavor is slightly acid, but this, with the uniform shape and firm texture of the berry, has made Klondyke a favorite with those who make a business of canning and preserving. The greatest weakness of Klondyke is that it is not very productive and that the berries tend to run down in size toward the end of the season. However, it seems to be generally true that a bed of Klondyke the second year will produce more berries and better berries than the first year. Chesapeake is another variety which seems to be almost as good the second year as the first. Many growers who have grown and shipped Klondyke profitably for years will still want to rely on it, chiefly on account of its firmness. Price-list, page 34.

LADY CORNEILLE. A free growing variety of the Missionary type. Does well most everywhere but particularly adapted to lighter soil types and warmer climates. As compared to Missionary, Lady Corneille is about equal in productiveness, berries average about same size, somewhat better in quality, and of long, conical shape rather than round like Missionary. In addition to being a free grower, productive and of good quality, Lady Corneille is an excellent shipping berry. Well worth trying. Price-list, page 34.

MISSIONARY. Leading berry in Florida and popular in other Southern States. Missionary will do well on almost all soils, but will do better than most on the lighter soil types. The berries are medium in size, dark red in color, rather tart in quality, and attractive in appearance. It is a very good shipper and is also a favorite with the "cold pack" or "juice" men. Price-list, page 34.

SEN. DUNLAP (Dr. Burrill). For many years Dunlap was probably more widely grown in the middle and northern States than any other variety, but is being replaced very rapidly by Premier and other fancier varieties. Dunlap has always been a favorite with the beginner because it will grow well and practically always bears a heavy crop of fruit. Dunlap will produce a heavier crop than most of the other varieties being surpassed in this respect only Premier, Big Late and a few others among the fancier sorts. The berries are medium in size, bright red clear through, and fair in quality. Dunlap still finds favor with many of the older growers. Price-list, page 34.

Mid-Season Varieties

BIG JOE (Joe Johnson) (Joe)

No mid-season berry that we have ever grown comes as near to being a worthy running mate for Premier, the best early berry, and Chesapeake, the best late variety, as does Big Joe. This variety does well on all types of soil, but, like most others, responds quickly to good care and fertility. When grown for local or nearby markets where the shipping distance is not too great, Big Joe is one of the best money-makers we have. Locally, it comes in with fine, handsome berries just as many of the early varieties are beginning to run down, and brings a premium of a dollar or two per crate on anything then being offered. The plant is a vigorous grower, very healthy and very productive. The berries are large in size and have a large, bright green cap which increases its attractiveness. They are, also, very fine in quality. Market gardeners who retail their berries, those who sell at the farm or on roadside markets, or, in fact, anyone who can get a premium for large, handsome, high-quality fruit should include Big Joe in their plantings. The blossoms are perfect, which makes it valuable to plant with such varieties as Haverland, Big Late, Paul Jones and Sample. A selection of Premier, Big Joe and Chesapeake for early, medium and late would be a definite step in the right direction for getting pleasure and profit out of your strawberry patch. Price-list, page 34.

ABERDEEN. Fruited by us for the first time last season. Aberdeen certainly makes a rank growth of strong, healthy plants with vigorous, dark green foliage. They are immensely productive, of good size, good looking berries, but judging from one year's experience the plants, on rich land, should be kept thinned for best results. According to the introducer in certain sections of New Jersey where it originated, Aberdeen is replacing Big Joe and Howard 17 on account of its productiveness. With us, while it is a vigorous grower and a heavy bearer of fine fruit, we can see no reason why it should supplant either Premier or Big Joe. If further trial proves it to be superior to this variety with us we shall not hesitate to say so. Price-list, page 34.

BEAUTY. This variety is well named. The introducer says it might just as appropriately have been named Delicious, or Keep Well. Our one year's experience does not justify us in giving a definite opinion on the variety, but judging from that one year, Beauty will become better liked as it is better known. This season it is one of the most vigorous plants in a field of many other varieties. The foliage is healthy and entirely capable of producing and maturing large crops of fancy berries. The berries are large, excellent in quality and very handsome in appearance, and from our limited trial seems to keep very well. We believe every grower should try to get the best for his particular needs. We recommend Beauty especially to those growers who have been using Big Joe, Glen Mary, Booster and other good midseason varieties. It may be that Beauty will show up even better than what you have been using. It is certainly worthy of a trial by any berry grower whether growing for market or home use. Price-list, page 34.

EATON. A large, good quality, irregular-shaped berry, attractive in appearance and firm in texture. The plants are healthy and vigorous, and very productive. Seems worthy of more general use, but growers haven't "taken to" it as a rule. Possibly they feel "what's the use" when other varieties of same season are so much better. Frankly, we wouldn't plant Eaton with varieties like Big Joe and Big Late available. Price-list, page 34.

FRUITLAND. This variety has become very popular around the large shipping stations at Fruitland, Maryland, for which it is named. We have not fruited the plants on our own farms, but have seen many crates of fancy, large, fine-looking berries sell at good prices at the Fruitland market. The plants we have now growing make a vigorous healthy growth with foliage of a leathery texture which

indicates hardiness and ability to withstand unfavorable weather conditions. Our supply of plants is somewhat limited, but what we have are vigorous, healthy and well rooted, and we recommend it for trial to all berry-growers who think they should have something better in a midseason shipping berry. Price-list, page 34.

GLEN MARY. Old standard variety, well and favorably known to many commercial strawberry growers in the north. A vigorous grower, producing large crops of good-sized, irregular-shaped berries. Glen Mary has many times produced as much as 10,000 quarts per acre under good conditions. It does not do well in the South on account of leaf spot or rust. Price-list, page 34.

HARVEST KING. Very highly recommended by the Michigan growers who introduced it. A chance seedling which they express themselves as believing will prove to be the real monarch of all the spring fruiting strawberries. We have not fruited the variety, but in plant growth it is very satisfactory. Introducers say it stands supreme in all respects, productiveness, quality, for home use or for market, and as a canning berry. We have a limited quantity of plants obtained from the introducer for those who wish to try it out. Price-list, page 34.

HAVERLAND. One of the best of the old, standard varieties. Equalled in productiveness among the better varieties only by Premier, Big Late and a few others. Blossoms are imperfect, and, as they are hardy, makes it very desirable where late frosts are likely. Big Joe, Senator Dunlap, Aberdeen, or any good, perfect blossoming, midseason variety can be used as pollenizers. Haverland is largely grown by experienced growers. The berries are of large size, long, conical in shape, rather light in color and fairly firm if kept picked closely and shipping distances are moderate. Price-list, page 34.

LEMAN. Originated in Clark County, Ohio, as a chance seedling and grown there for several years. Apparently much liked by commercial growers and buyers. We have not fruited it here, but growers say it is large in size, attractive in appearance, firm in texture, and ripens evenly throughout. Good for preserving. We have a small stock of nice plants. Price-list, page 34.

PAUL JONES. Vigorous plant grower and very productive. Berries medium in size, long, conical in shape and dark red in color. The berries are fairly firm in texture and of medium quality. Paul Jones will produce tremendous crops of fruit, probably more than any variety we have except Premier. In spite of this, however, we believe the greatest satisfaction and profit is to be had with the larger, firmer berries such as Premier for early, Big Joe for mid-season and Chesapeake, Big Late or Wm. Belt for late. We have a nice stock of Paul Jones plants and they sure do bear. Price-list, page 34.



Another block of nice plants all ready for your orders.

Late Varieties

CHESAPEAKE

As one of our very successful customers says, "Chesapeake" is the aristocrat of strawberries. It will not stand abuse, but given good condition and good care, Chesapeake is the most worthy running mate for Premier that we have ever seen. Here's why we think so:

1. **Appearance.** The berries are handsome in appearance because of their large size, beautiful, rich, red color, glossy surface, uniform shape and bright green cap.

2. **Size.** The berries are very large and hold their size well to the end of the season. In this respect, it is the best berry we ever saw, even beating Premier in this particular.

3. **Quality.** Chesapeake is delicious in flavor. Only a few of the very best varieties like Wm. Belt, Big Late, and McAlpin equal Chesapeake quality.

4. **Firmness.** The berries are firm enough to stand shipment to distant markets. In fact, they will ship better than any large berry we have ever grown. On our local auction markets, solid carloads of Chesapeake will often bring \$2.00 or \$3.00 per crate of 32 quarts more than any other variety except Gandy, which sells with Chesapeake.

5. **Growth.** The one weakness of Chesapeake is that it is sometimes difficult to get sufficient plants for a good fruiting bed. Unlike Premier, which will do well on all types of soil, rich or poor, Chesapeake needs land that has been well manured, and it needs good care. Given these, it will produce enough strong, heavy-rooted plants for a good fruiting bed. Chesapeake produces a medium number of large, strong plants rather than great quantities of small ones. It is hard to get great numbers of plants. That is one of the reasons why many plant men do not push this variety, and the plants for the same reason can never be cheap as compared to free-growing varieties, but the results are well worth paying a little more in order to get the true-to-name Chesapeake.

6. **Healthy Foliage.** Next to Premier, Chesapeake has the healthiest foliage of any variety on our list. During the very wet picking season of 1924, Chesapeake and Premier were the only varieties we had that were almost entirely free from rust. They both produced a fine crop and were the only ones that did. Big Joe and Big Late ranked up well among all the other varieties in condition of the foliage and crop produced.

7. **Frost-Proof.** Chesapeake is almost frost-proof. Premier, an early variety, withstands frost on account of its very hardiness and the fact that the plants keep right on producing blooms after many have been killed. Chesapeake, a late variety, almost always avoids frost because it blooms very late, later than other varieties of the same season.

8. **Productiveness.** The plants are very productive. They do not set enormous numbers of small berries, but they do set plenty for a fine crop, and for this reason they can size them up better and hold the size throughout the season better than if large numbers of small berries were set, which are never sized up.

9. **Profit.** Chesapeake is one of the most profitable late varieties you can grow, and it is equally valuable in the home garden. Being a fancy berry, large in size, high in quality, and handsome in appearance, Chesapeake will sell for top prices when the demand is good, and sell at profitable price when many other varieties will hardly sell at all.

We are the originators of Chesapeake and have them True-to-Name. Nice plants, too. See picture of field on front cover. Price-list, page 34.

AROMA. One of the best of all late varieties, popular in the middle west and the middle southern States, and probably more acres of Aroma are grown there than any other late variety. It is grown because of its vigor, productiveness and the beauty of the berries. They are light red in color, every berry of almost perfect strawberry shape, and a bright green cap adds greatly to their beauty and selling price. In addition they are excellent shipping berries, being by far the most popular and most profitable late shipping berry in the south. One of our customers in Minnesota reports a yield of 13,000 quarts per acre from Aroma. We have had other similar reports where conditions were favorable. We recommend Aroma especially where soil conditions do not seem to suit the aristocratic Chesapeake and to others who know from experience that Aroma is a real money-maker. Price-list, page 34.

BIG LATE. It is not usually good salesmanship to tell the weak points of your product first, but the good things about Big Late far outweigh the others. The stems of Big Late berries are tough, making them rather hard to pick. The blossoms are imperfect making it necessary to plant some other variety for pollenization. It if were not for these two things we would be tempted to displace either Big Joe or Chesapeake, as one of the Big Three or else make a Big Four in order to include Big Late. Given berries of same size, Big Late is the handsomest berry we have ever seen. A bright, glossy red, very shiny. Yellow seeds, not too numerous and a fair size bright green cap make the berries especially pretty. Every berry has a perfect strawberry shape. In quality only the very best like Chesapeake or William Belt equal it. In productiveness only Premier among the better varieties will rank with Big Late. The plant growth is vigorous and healthy. We have sold many thousands of plants of this variety but so good is it that we are somewhat surprised that our sales have not run even higher. For those growers who know how to handle imperfect flowering varieties we doubt if any late variety will prove more profitable, even Chesapeake or Aroma. Price-list, page 34.

BRANDYWINE. An old variety which we have not grown for several years. We are stocking it again this year because of the demand we have had especially from the south, and from our customers in semi-tropical locations. It is a vigorous grower and moderately productive. The berries average large, high in quality, with a distinctive flavor which is liked by many. We expect to sell our Brandywine very largely to those who know this variety and have grown it before. Price-list, page 34.

BURGESS. Originated in Alabama a few years ago. Claimed to be a seedling of Aroma. Our experience shows Burgess to be more vigorous than Aroma as a plant grower, about equal in production with larger fruit, if the plants have not been allowed to get too thick. They are almost as firm as Aroma, darker in color, although not quite as uniform in shape. Well liked in some sections by growers whose main variety is Chesapeake. Price-list, page 34.

GIBSON (Parson's Beauty). If the number of times a plant has been introduced is any indication of its worth, Gibson certainly should be good because to our knowledge it has been grown as Parson's Beauty, Pocomoke, Sussex and Great Scott. Gibson is a very valuable variety. The plants make a vigorous growth, are very productive and bear through a long season. The berries are medium in size, dark red in color. The quality is fine. The deep red color together with the fact that the cap or hull parts easily from the berry makes them very popular for canning. Gibson is not a shipping berry, but for home garden or local market it is very valuable in many sections, altho our own preference in late varieties would be Chesapeake, Big Late, Aroma or Lupton rather than Gibson. We have a nice stock of plants for those who know and prefer this fine old variety. Price-list, page 34.

LUPTON. A fancy late shipping berry that has had its greater popularity in sections of New Jersey and Pennsylvania adjacent to the Philadelphia markets. Lupton is very similar to Chesapeake in many respects. It usually, though not always, makes a better bed of plants than Chesapeake. The berries are just as large, ship practically as well, and, like Chesapeake, are very attractive in appearance. The quality is only fair being very mild and rather dry in texture, although one grower remarked to us that Lupton would soak up as much sugar as any berry he had ever seen. Another thing in common with Chesapeake is the habit of setting moderate quantities of berries and sizing up nearly every one of them to a good size, rather than producing tremendous numbers of fruits which can never be grown to a good marketable size. We have a good stock of nice Lupton plants. Price-list, page 34.

McALPIN. A vigorous grower which should be kept thinned for best results. Makes a good growth of plants on light, poor land but responds wonderfully to better land and good care. Berries are medium in size, light in color, and unexcelled in quality, equalled only by good varieties like Chesapeake, Big Joe and Wm. Belt. Price-list, page 34.


NEW YORK. This is the sweetest strawberry grown. The plant is a vigorous grower, producing a moderate number of large healthy plants. The berries are medium to large in size, dark red in color but only moderately firm in texture. New York is a home garden berry. It is the only strawberry we know of that is sweet before it gets red. We have many calls for New York from those whose health does not permit them to eat berries which are in any way tart or acid in quality. As an indication of its popularity as a home garden berry is the number of times New York has been introduced. It has been grown and sold as Hummer, Uncle Jim, Armstrong, Oswego, Corsican, and other names. Buy New York and you get them all. None sweeter or less acid. Price-list, page 34.

NICK OHMER. Vigorous growing late variety most popular in California and parts of the south. Berries are very handsome, resembling Aroma somewhat, but better in quality. The blossoms are perfect. Price-list, page 34.

PARSON'S BEAUTY (Gibson). See description of Gibson, page 27. Price-list, page 34.

SAMPLE. An old standard variety still popular in many sections of the middle and northern States. A vigorous healthy grower with berries uniform, bright red in color, medium to large in size, of fine flavor and attractive appearance. Not very firm but good for local or nearby market. Sample is enormously productive, and has proven a money-maker for many growers in the middle and northern States. We would much prefer Big Late, but can realize the reluctance of some to pass up an old faithful like Sample. Blossoms imperfect, pollinize with Aroma, Big Joe, Gibson or Dunlap. Price-list, page 34.

WILLIAM BELT. On most markets, size and appearance of strawberries determine the selling price, but where quality is counted in addition to large size and handsome appearance, Wm. Belt should be grown. This variety is the standard of excellence for quality. Berries average large in size, somewhat irregular in shape as shown in the picture, but they have an attractive cap and the berries themselves are a bright, glossy red which makes them very handsome. This variety does best in the middle and northern States, and whether used in the garden, for local market, on nearby shipping, Wm. Belt is a friend to the strawberry grower and, on account of its quality, an even better friend to the strawberry consumer. Many growers are using Wm. Belt to extend the season after Chesapeake, or to take its place where they have tried Chesapeake and found the land not suited to that variety. When grown in the home garden or for local market where real eating quality is appreciated, Wm. Belt should not be left out. Price-list, page 34.



Wm. Belt—Unsurpassed in Quality.

Very Late Varieties

GANDY. A fancy late shipping berry which has been very popular for many years. If it were only a little more productive it would still be at the very top. The berries are large as Chesapeake, as attractive in appearance, and even better as a long distance shipper, probably just as good as Klondyke in this respect. It usually sells about with Chesapeake, but is not as good in quality nor as productive. Gandy grows well and produces enough plants for a good fruiting bed even on poor soil. Gandy likes black, swampy land or springy land which is not too sandy. Should by all means be fertilized in the spring before foliage comes out. Price-list, page 34.

OREM. This is the latest berry we have. Berries average large in size, are of good quality, and handsome in appearance. They sell well because they come after all other fancy, late berries are past their prime. Many growers want Orem because it is so very late, but we feel that Wm. Belt or Aroma are easier to grow, produce berries equally large and better in quality. They last almost as long, but not quite, as the Orem. Order these early as we usually sell them all long before the season is over. Price-list, page 34.

Everbearing Strawberries

Cultural methods that will produce good crops of spring bearing varieties will be successful with the Everbearers. There are however several things which should be kept in mind for best results.

1. Everbearing strawberries produce their best crop of fruit in the first summer and fall, only a few weeks after the plants are set.

2. To get best results the blossoms should be kept picked off the plants until about the middle of July.

3. Inasmuch as many of the berries harvested in the dry weather of late summer, ground should be selected which is fairly moist, or full of vegetable matter which will hold moisture. For the same reason irrigation is desirable where available, but it is by no means necessary.

4. Do not expect as many berries at any one picking as with the spring bearing sorts. Under good conditions each plant set will bear approximately one quart of berries throughout late summer and fall. This makes them ideal for the home garden, and differing in this respect from the spring fruiting varieties which come and go in a period of five or six weeks, even where several early to late sorts are planted.

There is no question but that the Everbearing varieties are a success for the home garden and every home that has a garden and has members who like berries would do well to have at least a few of these berries. For commercial purposes Everbearing strawberries may or may not be successful. The new Mastodon variety comes nearer to putting Everbearing strawberry growing on a sound commercial basis than all other varieties so far introduced. If you have a good rich plot of ground and have a market which will take the berries at a good price we believe they will be profitable most of the time. Worth trying anyway.

CHAMPION and PROGRESSIVE

These varieties are identical. Progressive was the first Everbearer that produced enough fruit to make them worth while even for the home garden. Champion, introduced later, has proven to be the same as Progressive. Probably it did especially well in those sections which first knew it as Champion. We have noticed an invigorating effect due to change of soil and climate when we have brought in a new stock of Champion. The first year they did grow a little better and produce a few more berries than Progressive, but after the first year there was no difference. However, the claim has always been that Champion was like Progressive but better, even by those who maintained there was a difference. We therefore have grown all of our stock from the Champion strain so that if there was any improvement with the Champion, our customers would get the benefit of it. Champion or Progressive and Mastodon are the only Everbearing varieties worthy of serious attention at the present time. As compared with Mastodon, Champion is equally as productive, the berries are much better in quality but do not ship as well nor get as large as the Mastodon. For the home garden where quality is more important than either appearance or size of the berries, Champion is more desirable than the Mastodon. Price-list, page 34.

MASTODON

The most remarkable Everbearer ever introduced. It is just as productive as Champion and the berries are larger, better looking, and they ship in much better condition. We shipped berries of this variety by truck last fall nearly 300 miles and had them arrive in good condition and sell at good prices, usually around 30c. per quart or more. For the home garden we feel inclined to believe

that with the Everbearers, both Mastodon and Champion, it would pay to keep the runners cut off so that the full strength of the plant will go into the production of berries. Experience has led us to think that this might be better because we have noted frequently that some of the plants when set will not produce runners freely but will "head up." Almost invariably such plants are very productive. However, we have noted also many of the young plants of both Mastodon and Champion bearing fruit very frequently in the fall. If any grower has an idea of trying out Everbearing strawberries commercially he should certainly start with Mastodon. The quality of the berries is not as good as Champion, but where you want to turn the berries into money, Mastodon is the leader. Price-list, page 34.

BITTER ROOT. A new Everbearing variety, originated and grown in Montana. Claimed to be bigger and better than Mastodon. With us the berries are as large as Mastodon, just as nice looking, and better in quality, being of the old Superb type. However, as tried with us for one year, there are too many plants that do not bear fruit. Practically every plant of our Mastodon bears a good number of nice berries during the late summer and fall. With Bitter Root, while some plants are just as good as Mastodon a great many of them have not fruited at all. It may show better with further trial. Price-list, page 34.



Mastodon Best—Enjoyed Until Late in November.

Delaware Co., Pa., April 11, 1929.—The berry plants I got from you last year look fine and now are full of buds. If we do not have a freeze I hope to have enough to sell. The Mastodon are far the best everbearing berries. We enjoyed them until late in November.—MARY M. TYLER.

Asparagus Roots—Mary Washington

Washington asparagus is generally recognized to be the best variety—and Mary Washington the best strain of that variety. Leading asparagus growers say that it starts earlier, produces more and larger stocks, possesses the highest rust-resistance, and will net more money per acre or more satisfaction in the home garden.

We have a nice lot of well grown, 2-year-old Mary Washington roots which we are offering at \$1.25 per 100, \$2.35 per 250, and \$8.00 per 1,000. We also have a few 1-year-old roots at \$1.00 per 100, \$1.90 per 250, and \$6.00 per 1,000.

Middlesex Co., Mass., July 23, 1929.—I am sending you a check for \$90.00 for the Asparagus roots you sent me this spring. They all came up good. I don't think I lost a root. They are growing well but it is very dry here now.—H. C. DERBY.

Instructions To Purchasers

Order at once, as soon as convenient after receiving this catalog. Late in the season we may be sold out of some varieties, but if ordered early the plants are reserved for you, to be shipped at proper time for planting. Read "Time to Plant," page 9.

Remit by Money Order, Registered Letter or Bank Draft. Postage Stamps will be accepted for the fractional parts of a dollar, the larger denominations preferred. Foreign customers will please send Money Orders on Salisbury, Maryland, or Bank Draft payable in New York.

Write Plainly. Fill in all blanks on the sheet, as they are necessary for proper shipment, especially your name and address. When writing in reference to an order, give its number and give your name the same as was sent on the order.

Time of Shipment. We commence to fill fall orders Nov. 1st, and ship all winter to sections where the conditions are suitable for fall and winter plantings, as in California and some parts of the South. Early spring, March and April, is by far the best time to set strawberry plants in the Middle and Northern States. Our shipping season ends May 1st. We will, however, fill a limited number of orders in the first and second weeks of May, and put them in the best possible condition, but at purchaser's risk. It is very important to have your plants shipped early. Read on page 9, under "Time to Plant." The reason your plants should be shipped early in the season is that plants are dormant and will stand digging and shipping much better than after growth has started. Don't order plants from us during the summer months, excepting orders to be filled before the first of November. Our plants are not ready and we can't do it. We don't grow potted plants.

On Receipt of Plants. Where the climate is not so severe, place the package containing the plants in a cool place, protected from wind and sun, at once on arrival. Be sure to keep the roots moistened while planting. If it is impossible to set the plants as soon as received, take them out of the crates and bed them in, by digging a V-shaped trench in soft, moist soil, preferably in the shade; open the bunches of plants and bed them in the trench by pressing the soil firmly to the roots, being careful not to cover the buds or crowns. Water thoroughly as soon as bedded.

Twenty-five. All plants are tied 25 in a bundle and each bundle labeled.

Packing. We make no charges for boxing or packing at rates quoted in this catalogue. Everything is delivered f. o. b. trains at rates named.

At Purchaser's Risk. All plants ordered shipped after May 1st will be packed and shipped in the best condition possible, but at purchaser's risk.

True-to-name. While we use every precaution to have all plants true-to-name (and we believe we come as near doing this as anyone in the business) we will not be responsible for any sum greater than the cost of the stock, should any prove otherwise than as represented.

CLAIMS, if any, must be made on receipt of plants. Call for your plants as soon as they arrive. Protect plants from sun and wind until planted. We pack plants to reach you in good condition. We cannot be responsible for drought, floods, insects, after planting. These things are entirely beyond our control.

Should there be a shortage in your order, report at once number of packages and number of plants of each variety received. This will enable us to promptly adjust any discrepancy. Often the transportation company will separate a shipment and the balance of your plants will come on next train.

Order Early

It will insure you getting the varieties you want and it will help us to get your plants shipped promptly when you want them.

No Summer Shipments

Knowing that the results from summer and early fall planting are usually unsatisfactory, and having no plants suitable for setting that early, we make no shipments of Strawberry Plants in the Summer or Fall, until November 1st.

Do It Now

Don't neglect to order plants this spring, thinking you can make it up by fall setting. It can't be done. You cannot get good plants then, and the chances would be against them even if you could get good plants.

Set Plants Early

Experience has proven time and again that early setting of strawberry plants makes a tremendous difference in the growth of the plants. In seasons when the land you have available is not quite as good or well prepared as you would like, or when the weather for growing plants is unfavorable, early setting might well mean the difference between success and failure, especially if prices are low, and an even greater loss if prices are high.

Read on page 9 under "Time to Plant" of the big advantage we can give to Northern berry growers. At the time your Northern plant grower can dig his plants—you should be setting yours. We can have them there.

How To Ship

Express is generally satisfactory and the best way to ship plants if your order is large, or if the distance is great.

Parcel Post. Generally cheapest and most satisfactory for small shipments and with larger shipments in adjoining and nearby States.

Strawberry plants packed for shipment weigh approximately 4 pounds per 100 plants. Make up your order, calculate the approximate weight, and if you do not know your zone from Salisbury, Maryland, use distances given below, or ask your postmaster.

With the zone rate published below, you can easily calculate the amount of postage to send. Be sure to send postage enough. If you should send more than is required, the excess will be returned. If sufficient amount to pay parcel post charges are not sent with the order, the plants will be sent by Express collect, or by parcel post, C. O. D., for the amount of postage due, as we cannot keep accounts and send bills for small items of postage.

Zone.	Miles.	1st Pound.	Additional Pound.
1st - - - -	0 to 50.....	7 cts.....	1 ct. for each or fraction
2nd - - - -	50 to 150.....	7 cts.....	1 ct. for each or fraction
3rd - - - -	150 to 300.....	8 cts.....	2 cts. for each or fraction
4th - - - -	300 to 600.....	8 cts.....	4 cts. for each or fraction
5th - - - -	600 to 1000.....	9 cts.....	6 cts. for each or fraction
6th - - - -	1000 to 1400.....	10 cts.....	8 cts. for each or fraction
7th - - - -	1400 to 1800.....	12 cts.....	10 cts. for each or fraction
8th - - - -	1800 up	13 cts.....	12 cts. for each or fraction

Price List of Strawberry Plants

Extra Early Varieties

Description Page	Price Per 1000
20 Premier (per)	\$ 6.00
22 Howard 17 (per).....	6.00
22 Red Gold (per).....	15.00
22 Success (per)	6.00

Medium Early Varieties

23 Cooper (per)	\$ 7.00
23 Dr Burrill (per).....	5.00
23 Klondyke (per)	4.00
23 Lady Corneille (per).....	5.00
23 Missionary (per)	4.00
23 Senator Dunlap (per).....	5.00

Mid-Season Varieties

24 Big Joe (per).....	\$ 6.00
24 Aberdeen (per)	6.00
24 Beauty (Per)	8.00
24 Eaton (per)	6.00
24 Fruitland (per)	10.00
25 Glen Mary (per).....	7.00
25 Harvest King (per).....	10.00
25 Haverland (imp)	6.00
25 Leman (per)	10.00
25 Paul Jones (imp).....	6.00

Late Varieties

Description Page	Price Per 1000
26 Chesapeake (per)	\$ 7.00
27 Aroma (per)	5.00
27 Big Late (imp).....	6.00
27 Brandywine	6.00
27 Burgess (per)	8.00
27 Gibson (per)	6.00
28 Lupton (per)	6.00
28 McAlpin (per)	6.00
28 New York (per)	10.00
28 Nick Ohmer (per).....	6.00
28 Parson's Beauty (per).....	6.00
28 Sample (imp)	6.00
28 Wm. Belt (per).....	7.00

Very Late Varieties

29 Gandy (per)	\$ 6.00
29 Orem (per)	8.00

Everbearing Varieties

30 Champion (per)	\$ 8.00
30 Progressive (per)	8.00
31 Mastodon (per)	15.00
31 Bitter Root (per)	15.00

IF LESS THAN 500 PLANTS OF A VARIETY ARE ORDERED,
Prices Must Be Carried Out According to the Following Table.

If the Correct Amount Is Not Sent, We Will Send Only
the Quantity of Plants You Have Paid For.


	If Priced at							
	\$4 per 1000	\$5 per 1000	\$6 per 1000	\$7 per 1000	\$8 per 1000	\$10 per 1000	\$15 per 1000	
25 Plants will cost -	\$.25	\$.30	\$.40	\$.50	\$.50	\$.60	\$ 1.00	
50 Plants will cost -	.40	.50	.60	.70	.80	.90	1.35	
75 Plants will cost -	.55	.70	.80	.90	1.05	1.25	1.90	
100 Plants will cost -	.70	.90	1.00	1.10	1.30	1.60	2.40	
150 Plants will cost -	.90	1.15	1.30	1.45	1.65	2.05	3.10	
200 Plants will cost -	1.10	1.40	1.60	1.80	2.00	2.50	3.75	
250 Plants will cost -	1.25	1.60	1.90	2.15	2.35	2.95	4.35	
300 Plants will cost -	1.40	1.80	2.15	2.45	2.70	3.40	5.10	
350 Plants will cost -	1.55	2.00	2.30	2.75	3.05	3.80	5.70	
400 Plants will cost -	1.70	2.20	2.60	3.00	3.40	4.20	6.40	
450 Plants will cost -	1.85	2.35	2.80	3.25	3.70	4.60	6.90	
500 Plants will cost -	2.00	2.50	3.00	3.50	4.00	5.00	7.50	
1000 Plants will cost -	4.00	5.00	6.00	7.00	8.00	10.00	15.00	
5000 Plants will cost -	17.50	21.25	25.00	30.00	35.00	42.50	65.00	

MASTODON
THE SUPREME
EVERBEARER



THE W.F. ALLEN CO. SALISBURY, M. D.

Dependable Plants
see pages 12-13



Fine Premier Beds. Worthy
Plants of the Greatest Variety

